









Autumn 2

People Who Help Us in Slough MTP



		LO: To write a character description				
<u>Numeracy</u>	LO: To compare numbers to 5 Children continue to understand that when comparing numbers, one quantity can be more than, the same as, or fewer than another quantity.	LO: To find one more within 5 Children use a five frame to represent numbers and to predict how many there will be if they add one more or take one away.	LO: To find one less within 5 Children use a five frame to represent numbers and to predict how many there will be if they add one more or take one away.	LO: To identify 2D shapes Children are introduced to the names of 2D shapes and some of the words to describe their properties.	LO: To use positional and directional language Children hear and begin to use positional language to describe how items are positioned in relation to other items.	ASSESSMENT WEEK LO: To use language related to time Children talk about night and day and order key events in their daily routines. They use language to describe when events happen e.g. day, night, morning, afternoon, before, after, today, tomorrow.
<u>PD</u>	<i>Cars</i> L1 - To work safely and develop running and stopping	<i>Aeroplanes</i> L2 - To develop throwing and learning how to keep score	<i>Cyclists</i> L3 - To be able to play games showing an understanding of the different roles within it	<i>Buses</i> L4 - To follow instructions and move safely when playing tagging games	<i>Boats</i> L5 - To work co-operatively and learn to take turns	<i>Trains</i> L6 - To work with others to play team games
UTW	<u>People who help us in school</u> LO: To identify the people who help us in school	<u>What kind of place is Slough?</u> Field Work- Local Walk using maps	<u>How is Slough in the past different to Slough now?</u> LO: To compare the past and present	<u>Transport in and around Slough</u> LO: To identify ways of travelling around Slough	<u>Our homes in Slough</u> LO: To identify different types of homes in Slough	<u>Living in Slough-changes past and present</u> LO: Talk about the lives of people around them and their roles in society

<p>PSHE</p>	<p>Our school helpers Who helps us in school? How do they help us? Where do you see them? Who can you help in school?</p>	<p>Anti Bullying Week Theme: Make A Noise About Bullying Odd Socks Day All about kindness</p>	<p>Learning Behaviours Independence Caring Creative Resilient Critical Thinkers</p>	<p>EYFS Culture day-we are all different Exploring clothes, food and traditions from around the world. Respecting different cultures</p>	<p>My good manners Kind hands & kind words Sharing and taking turns Please & thank you</p>	<p>Fabulous Friends Who are your friends? What makes a good friend? How do they make you feel?</p>
<p>Art</p>	<p>Indoors: children to make a police car using paper plates and cut outs.</p>  <p>Outdoors: Children to make police badges, adding details such as</p>	<p>Indoors: Children to learn about artist Paul Bursnall. Children to discuss Paul's work, and cut out coloured paper to create a house scene of their own.</p> 	<p>Indoors: Children to create helmets using paper plates adding on paper for mic.</p>  <p>Outdoors: Children to create a alien using paint.</p>	<p>Indoors: Children to create skeleton images of hands using white paint and cotton buds</p>  <p>Outdoors: Children to cut out teeth templates and use toothpaste to practice cleaning large cut outs and</p>	<p>Indoors: Children to make a post box out of junk modelling</p> 	<p>Indoors: Create drawing table where children have images of fingerprints and they are a police detective</p>  <p>Outdoors: Children to look at images of Slough and try to create a housing scene using a range of textiles.</p>

photo, officer number and name.



Outdoors:
Children to create scenes of fire using different techniques: colour pastels, oil pastels, finger painting, sponges.



hold tooth brushes correctly. Children to use different materials to show what healthy and unhealthy teeth look like.



Outdoors:
Children to make a trail using the jolly postman pictures



Music

Natural Sounds from the Environment

Children to use sounds from the natural world eg: the howling wind - children use their voices and body percussion to imitate sounds.

